





SOLAR MOBILE POWER SINE WAVE

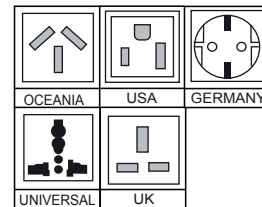


Pure Sine Wave

Model no.: **SK-TS1000**


- 150W(+/-35W) solar panel x2.
- 1000W pure sine wave solar inverter.
- 20A PWM solar charger controller.
- 2A/5V USB power port.
- LED display.
- With Trolley.
- 100AH lead-acid battery – optional.
- Lighting – optional.

Inverter socket type :



SOLAR PANEL

150W+/-35W



LIGHTING

Flexible LED Strip - 5M optional

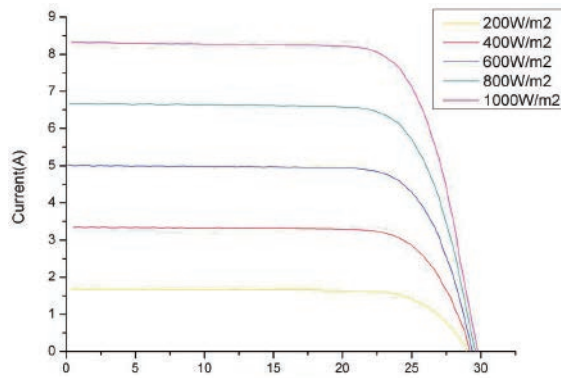


BATTERY

100AH optional



Solar panel :IV Characteristics



Solar Panel Warranty

Product Warranty:
5 years for material and workmanship

Performance Guarantee:
90% for 10 years Guaranteed output
80% for 25 years Guaranteed output

EMC tested
LVD tested



Made in Taiwan

ISO: TS16949

Model No.:		SK-TS1000	
INVERTER			
DC input volt:	12V	Boost charge voltage:	14.6V (keep 10min) (only used when overdischarging)
Volt range:	10-16VDC	Float charge voltage:	13.6V
Surge power:	2000W	Charge return voltage:	13.2V
Continuous power:	1000W	Temperature compensation:	-5mv/°C/2v(Boost charger, Direct charger, Float charger, charger return voltage)
Wave form:	Pure Sine Wave	Lower voltage indicate:	12.0V
AC voltage:	100V / 120V / 230V	Over discharge voltage:	11.1V (no load) - modified voltage by discharge rate of battery
Frequency:	50/60Hz±3%	Over discharge return voltage:	13.1V
AC Regulation:	±8%(100V:±10%)	Over-discharge pressed return voltage:	12.4V
DC no load current:	0.9A	Control mode:	PWM charge mode; modified discharge voltage by the discharge rate
Bat. low alarm:	10.5±0.5V	PROTECTION	
Bat. low shutdown:	10±0.5V	Over load protection:	Yes
Over voltage:	16±0.5V	Over temp protection:	Yes
Bat . Polarity Reverse:	Fuse burn out	Inverter input reverse protection:	Fuse blow
USB port:	5V / 2A	Charger output reverse protection:	Fuse blow
Efficiency:	85%	Inverter output short circuit protection:	Shut-off
Connector Output AC receptacle:	Yes	Over temperature:	55°C ±5°C
SOLAR CHARGER CONTROLLER			
Rated charge current:	20A(PWM)	ENVIRONMENT	
Rated load current:	20A(PWM)	Working temp.:	-15°C ~45°C
Work voltage:	12V (<25V) AUTO	Storage temp.:	-25°C ~70°C
Over load, short circuit protection:	1.25 rated load current 60sec, 1.5 rated loads current 5sec, over load protection action. ≥3 Rated load current short circuit protection action.	Working humidity:	20%~90% RH non-condensing
Self-consumption current:	≤ 6mA	Storage humidity:	-30°C ~70°C, 10~95% RH
Charge circuit voltage drop:	≤ 0.26V	Temp. Coefficient:	±0.05%/°C(0~55°C)
Load circuit voltage drop:	≤ 0.15V	OTHERS	
Work temperature:	Industry stage: -35°C to +55°C; Commercial stage -5°C to +50°C	Dimension(LxWxH)	403*340*455mm
Direct charge voltage:	14.4V (keep 10min)	Net weight	9.2kgs
Over voltage protection:	17V		

Model No.:		150W Solar Panel (±35W)	
ELECTRICAL PERFORMANCE @ STC *1		MECHANICAL CHARACTERISTICS OF EACH PANEL	
Maximum power Pmax[Wp]:	150W	Dimension(mm):	1474X660X35
Power tolerance **2:	±3%	Weight(kg):	12
Solar cell type:	Multi-crystalline 6" (156 x 156 mm)	Junction box:	IP 65 / IP 67 with 2 bypass diodes ; cables 1M/φ= 4mm ²
Number of solar cells:	36 (6 x 6)	Series fuse rating Inside Junction box:	15A
Maximum power voltage Vmp[V]:	18.31	WORKING CONDITION	
Maximum power current Imp[A]:	8.19	Maximum system voltage:	600V, 1000V
Open circuit voltage Voc[V]:	22.71	Operating temperature:	-40 ~ 85°C
Short circuit current Isc Isc[A]:	8.81	Maximum static load:	Snow load 5400pa Wind load 2400pa
Module efficiency [%]:	15.4%	TEMPERATURE COEFFICIENT	
Quantity per package:	2pcs	Isc temperature coefficient α(%/°C):	+0.08
*1 STC: Irradiance level 1000 W/m ² ; spectral AM1.5; temperature 25°C		Voc temperature coefficient β(%/°C):	-0.34
		Pmax temperature coefficient (%/°C):	-0.43
		*2 Power tolerance can be adjusted upon requests	
*3 NOCT: 46±2°C			

※Note 1: Picture for reference only. Actual product may vary. ※Note 2: Specifications subject to change without notice.