



HT-S-300~3000

DC TO AC POWER INVERTER

Pure Sine Wave inverter (S series)



HT-S-300



HT-S-600

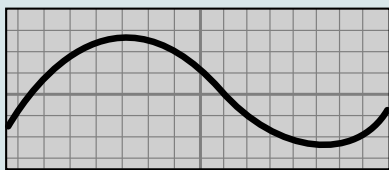


HT-S-1200




HT-S-1800/2500/3000

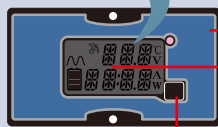
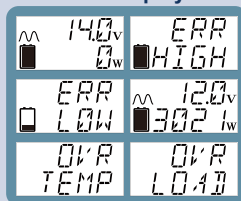
Pure Sine Wave



HT-S-300~1200



LCD Display



HT-S-1800~3000



Remote Control



Battery terminals

Connect to battery or other power source. "+" is positive (Red), "-" is negative(Black), Reverse polarity connection will blow internal fuse and may damage inverter permanently.



Ventilation window

Do not obstruct, allow at least one inch for airflow.



Movable -- Remote Control

Smart start function design:

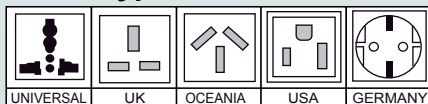
1. Maximizing startup performance.
2. Dynamic DC Bus Voltage regulation.
3. Soft-start technology improves reliability.

HT-S-300/600/1200/1800/2500/3000

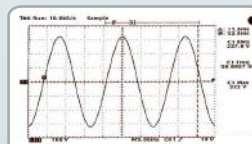
- (1) Pure sine wave output (<2% THD).
- (2) Input & Output fully isolation design.
- (3) High efficiency 85% ~ 90%.
- (4) Internal and external heat sinks.
- (5) Multi-stage thermal control fan.
- (6) Frequency 50/60HZ selective switch.
- (7) Re-start function
- (8) Complete protection design.
- ★ (9) Power saving function.
- ★ (10) Movable front LCD display panel.
- ★ (11) Bypass function -- optional.
- ★ (12) Hard wiring design --- for bypass function models.

Note: " ★ " only for 1800W~3000W.

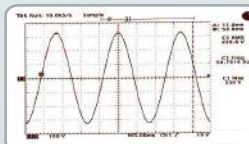
socket type :



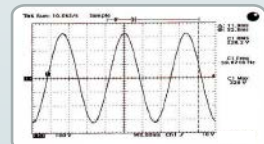
wave of oscilloscope



No Load



Resistance Load

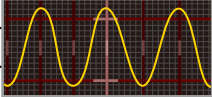


Induction Load





SPECIFICATION

Model NO.	HT-S-300	HT-S-600	HT-S-1200	HT-S-1800	HT-S-2500	HT-S-3000	
OUTPUT	AC VOLTAGE	100/120/230V					
	CONTINUOUS POWER	300W	600W	1200W	1800W	2500W	3000W
	SURGE POWER	600W	1200W	2400W	3600W	5000W	6000W
	WAVEFORM	PURE SINE WAVE 					
	FREQUENCY	50/60HZ±3%					
	AC REGULATION	±8%(100V: ±10%)					
	RECEPTACLES	2pcs for type 2; 1pc for type 3,4,5,6					
INPUT	DC CURRENT	30A(12V) 15A(24V) 7.5A(48V)	60A(12V) 30A(24V) 15A(48V)	120A(12V) 60A(24V) 30A(48V)	180A(12V) 90A(24V) 45A(48V)	250A(12V) 125A(24V) 62.5A(48V)	300A(12V) 150A(24V) 75A(48V)
	NOLOAD CURRENT DRAW	0.6A(12V) 0.3A(24V) 0.2A(48V)	0.9A(12V) 0.5A(24V) 0.3A(48V)	1.1A(12V) 0.6A(24V) 0.3A(48V)	1.0A(12V) 0.5A(24V) 0.25A(48V)	1.0A(12V) 0.5A(24V) 0.25A(48V)	1.0A(12V) 0.5A(24V) 0.25A(48V)
	DC VOLTAGE	12V/24V/48V					
	VOLTAGE RANGE	9.5-16VDC(12V) 19-32VDC(24V) 38-61V(48V)		10-16VDC(12V) 20-32VDC(24V) 40-61V(48V)			
	EFFICIENCY(Typ.)	>85%					
	DC CONNECTOR	Cable*1pc					
	FUSE	1pc		6pcs	9pcs	12pcs	15pcs
	PROTECTION	BAT. LOW ALARM	10±0.5v(12v)/20±1v(24v)/40±2v(48v)		10.5±0.5v(12v)/21±1v(24v)/42±2v(48v)		
BAT. LOW SHUTDOWN		9.5±0.5v(12v)/19±1v(24v)/38±2v(48v)		10±0.5v(12v)/20±1v(24v)/40±2v(48v)			
OVER VOLTAGE		16±0.5v(12v)/32±1v(24v)/61±2v(48v)					
OVER TEMPERATURE		55°C±5°C					
SHORT CIRCUIT PROTECTION		Shut-off					
BAT. POLARITY		Fuse Burn out					
OVER LOAD		re-start 1 time, shut down if failed					
ENVIRONMENT	WORKING TEMP.	-15°C~+45°C					
	WORKING HUMIDITY	20%~90% RH non-condensing					
	STORAGE TEMP., HUMIDITY	-30°C~+70°C/-22°F~+158°F, 10~95% RH					
	TEMP. COEFFICIENT	±0.05%/°C(0~55°C)					
SAFETY	EMI CONDUCTION & RADIATION	Compliance to EN55022					
	EMS IMMUNITY	Compliance to EN55024, EN/IEC 61000-4-2, EN/IEC 61000-4-3, EN/IEC 61000-4-8					
	LVD	Compliance to EN60950-1					
	UL	/			UL458		
OTHERS	DIMENSION(L*W*H)	260*129*82.5mm	285*179*82.5mm	435*179*82.5mm	570*274*105mm	570*274*105mm	570*274*105mm
	NET. WEIGHT	2.0kg	2.8kg	4.4kg	8.3kg	9.8kg	9.8kg
	GROSS WEIGHT (WITH CABLE)	2.2kg	3.0kg	5.0kg	9.0kg	10.8kg	10.8kg

Optional

Model no.	HT-S-1800BP	HT-S-2500BP	HT-S-3000BP
EXTRA FUNCTION	Bypass function	Yes	
INPUT	DC no load current under normal mode.	1.0A(12V) / 0.5A(24V) / 0.25A(48V)	
	DC no load current under power saving mode.	0.4A(12V) / 0.2A(24V) / 0.1A(48V)	
Inverter	Low AC input volt transfer to inverter mode.	90Vac+/-10% or 180Vac+/-10%	
	Low AC input volt recovery to AC mode.	95Vac+/-10% or 190Vac+/-10%	
	High AC input volt transfer to inverter mode.	132Vac+/-5% or 265Vac+/-5%	
	High AC input volt recovery to AC mode.	125Vac+/-5% or 250Vac+/-5%	
Connector	Input AC terminal	Yes, hard wiring.	
	Output AC Terminal	Yes, hard wiring.	
	Receptacles	No	

⚠ Note: Specifications subject to change without notice.

